

# Nursing

[whitireiaweltec.ac.nz](http://whitireiaweltec.ac.nz)







'Nurses changed my life, so I became one.'

# Nikki



NZ Diploma in Enrolled Nursing



Enrolled Nurse

Nikki's children faced serious illness at a young age, her son experiencing his first stroke at just nine-months old. His round-the-clock care requirements meant Nikki witnessed first-hand the compassion and dedication exemplified by our nurses every day in Aotearoa.

Over the 20 years of her son's life, Nikki developed a passion for healthcare. The hospital became her second home and seeing the impact staff had on their patients inspired her every day. After her son passed away, she decided it was time to try something new. It wasn't until she visited Whitireia did Nikki discover the world of enrolled nursing.





After just 18 short months of study, enrolled nurses are qualified to assist registered nurses to deliver care to individuals in a range of health settings. For Nikki, studying the Diploma in Enrolled Nursing felt like the perfect stepping-stone in her career. While the prospects of beginning a new career were daunting, Nikki says she wouldn't have been able to complete her studies without the support at Whitireia. "The tutors helped me work around any barriers and showed me there's always a way. They understood my daughter's healthcare needs and

took the time to find me a placement close to home so I could continue caring for her."

Now an Enrolled Nurse at Kenepuru Hospital, Nikki is proud to use her skills every day to support people in her community on their journey to wellness. Helping people regain the things they've lost and seeing the positive impact of that is what it's all about for Nikki.

When asked what qualities make a great enrolled nurse, Nikki responded, "If you're compassionate, empathetic and love to help people, nursing is the career for you. Whitireia is the starting point to achieve your goals"

# Bachelor of Nursing

 Level 7
 3 years, full-time
 \$7,400 per year (indicative for 2023 intake)
 \$28,000* per year (indicative for 2023 intake)

Over the years Whitireia has developed a national reputation for supporting learners to become culturally competent and confident nurses. Learn how to improve health outcomes for Māori, Pacific and the wider community. Be the person whom the public most value and trust while they undergo personal and challenging health journeys. This programme offers culturally and clinically focused experiences while offering a career in the health sector that's both challenging and rewarding.

## Programme outline

For over thirty years nursing has been a major programme at Whitireia. During this time, Whitireia has developed a reputation for producing work-ready graduates who are highly regarded by industry.

Whitireia offers applicants the choice of three Bachelor of Nursing Degrees, all of which are approved by the New Zealand Qualifications Authority and meet the Nursing Council of New Zealand's requirements for registration. These are the Bachelor of Nursing, Bachelor of Nursing Māori and Bachelor of Nursing Pacific.

All are three-year full-time programmes and offer a combination of theory i.e. classroom-based sessions at our Porirua campus and supported clinical experience, which is practical/hands-on work completed in a variety of community and hospital settings.

Students who successfully complete the programme are eligible to sit the Nursing Council of New Zealand State Final Examinations. When passed, the student applies to Nursing Council for registration as a Registered Nurse.

## More detail about this qualification

### Courses

### Year one

Has a primary health care focus. Students are supported to become student nurses by gaining knowledge focused on concept-based learning of nursing theory and research, nursing science, Te Tiriti o Waitangi, cultural safety, sociology, communication and assessment. Students learn clinical skills in our on-site simulation suites, as well as attending off-site clinical experiences in primary health care settings such as rest homes and community practice settings.

### Year two

The student has become an independent learner and is ready to add to the concepts gained through on-site workshops and context-based learning, with a focus on national health trends and simulated learning experiences. Block periods of off-site clinical learning have a focus on direct client care in mental health, community, and in-patient care settings.

### Year three

The student nurse consolidates practice and theory knowledge in preparation for undertaking the roles and responsibilities of a registered nurse. Integration of knowledge, focusing on contemporary professional nursing and health issues in the local and global context, enables the student to further develop in their clinical judgement, professionalism, and leadership. In the second semester students have an extended period in clinical practice to prepare for the Nursing Council State Final Examinations and registered nurse practice.

## Teaching and learning

Hours on campus during theory weeks are usually 9:00am-4:00pm; hours will vary during clinical weeks (particularly in years 2 & 3). The programme's non-teaching day is Friday.

A variety of teaching processes are used in the programme including lectures, tutorials, learning packages, workshops, student presentations, online learning and practical sessions in the simulation suites where 'hands-on' skills are learnt and practiced.

The Bachelor of Nursing delivered by blended learning i.e., face to face and online learning. This means some of your lessons may be delivered via Moodle (our online learning platform), which will require you to have a computer and internet access at home. Students will also need to be able to work from home should Covid-19 Alert Levels change.

Disclaimer: The information contained in this document is correct at the time of print. Whitireia and WelTec | Te Pūkenga reserves the right to cancel or postpone any of the programmes, and shall not be liable for any claim other than the proportion of programme fees that the cancelled portion bears. Some programmes may be dependent upon formal approval from NZQA (New Zealand Qualifications Authority), TEC (Tertiary Education Commission) funding allocation, and the number of enrolments. As part of the NZQA targeted review of all Level 1-6 New Zealand qualifications, there may still be changes to some programmes starting in 2024. Fees, programmes, entry and selection criteria, and dates, are subject to change. Please check the relevant programme pages at [whitireiaweltec.ac.nz](http://whitireiaweltec.ac.nz) for up-to-date information and full entry regulations before applying to enrol. Information regarding English language requirements is available on each course page at [whitireiaweltec.ac.nz](http://whitireiaweltec.ac.nz).

## Clinical

To gain a Bachelor of Nursing Degree, students must complete a minimum of 1,100 hours of clinical experience (praxis). We are proud of the excellent working partnerships we have with our clinical providers, which include both the Hutt Valley and Capital & Coast District Health Boards and private, iwi and community organisations. Their assistance enables us to provide students with a variety of high-quality clinical placements, which allows students to experience the range of opportunities available as a registered nurse.

In year 1, students learn clinical skills in our simulation suites (which are set up like hospital wards), as well as attending off-site clinical experiences in rest homes and the community.

In years 2 & 3, students will have 14–16 clinical weeks each year; these are divided into blocks of between 3–9 weeks. Please note these clinical weeks may include weekends. Hours during clinical blocks will vary according to the clinical placement, i.e., hospital shifts can include mornings 7:00am–3:30pm, afternoons 2:45–11:15pm and overnight.

## Course-related costs

Prior to starting the programme, you'll be required to complete health screening to provide evidence of your current immunisation status, as required by our placement providers. Further information on this and the other course costs will be provided when 2024 costs are confirmed. The following costs are approximate.

- Health screening: \$250
- Medical equipment: \$120
- Uniform: \$200
- Vaccinations (if required by clinical placement): Costs will vary depending on vaccination required i.e. flu, whooping cough
- Stationery: \$200
- Clinical Travel Costs: These will vary depending on where you live and where your placements are.

## Entry requirements

### Academic entry requirements

Applicants must meet both the academic and suitability entry requirements.

Whitireia degree entry requirements or equivalent academic/work experience; evidence of suitability based on interview, health screening, safety check and referee reports.

### International

Proven equivalence of entry requirements plus IELTS

6.5 in each band, or equivalent.

Find your country's [equivalent academic entry requirements here](#)

*\*International fee displayed is for 1 year of study (equivalent to 120 credits) and does not include insurance, administration and student service fees. For more details, please email: [international@wandw.ac.nz](mailto:international@wandw.ac.nz).*

### Interview/Evidence of suitability

The interview determines the applicant's preparedness for study, their ability to meet the Health Practitioners Competence Assurance Act 2003 (if applicable) and any registration board requirements in terms of being fit for registration. Applicants must be able to demonstrate the following qualities:

- effective interpersonal communication skills
- understanding of, and capability to, work in the professional health and social service sector
- commitment and motivation to succeed

### Safety check

The Children's Act (2014) requires all students, who may work with children during the course of their study, to be safety checked. Safety checking includes reference checking, work history, identity check, police vet and an overall assessment of the applicant's safety to work with children.

### I'm unsure I meet the entry requirements

If you are unsure whether you meet the entry requirements, you should still apply. For some applicants we may recommend completion of some [FREE Tūāpapa study modules](#) prior to the start of the programme, which will build on your current skills and experiences to support your academic achievement.

### Credit recognition

If you have relevant skills and knowledge through study or experiences in work or other activities, you may be able to receive credit for them when enrolling in a programme of study. This is done through a process called [credit recognition](#).

Enrolled nurse applicants can apply for credit recognition which is assessed on an individual basis. Please note that DEN applicants will not get direct entry into year two.

## How to apply

Applicants should apply by doing the following;

- Apply online through the Bachelor of Nursing programme page

Disclaimer: The information contained in this document is correct at the time of print. Whitireia and WelTec | Te Pūkenga reserves the right to cancel or postpone any of the programmes, and shall not be liable for any claim other than the proportion of programme fees that the cancelled portion bears. Some programmes may be dependent upon formal approval from NZQA (New Zealand Qualifications Authority), TEC (Tertiary Education Commission) funding allocation, and the number of enrolments. As part of the NZQA targeted review of all Level 1-6 New Zealand qualifications, there may still be changes to some programmes starting in 2024. Fees, programmes, entry and selection criteria, and dates, are subject to change. Please check the relevant programme pages at [whitireiaweltec.ac.nz](http://whitireiaweltec.ac.nz) for up-to-date information and full entry regulations before applying to enrol. Information regarding English language requirements is available on each course page at [whitireiaweltec.ac.nz](http://whitireiaweltec.ac.nz).

- Before you start your online application, you will need to have the following documentation available to upload when requested:
- Completed supplementary application form for health and social services programmes
- Referee report\*
- Verified ID
- Verified official transcripts

\*Give the referee report to someone who is willing to be your referee. Ask them to complete the forms and return them to you (so you can upload with your application).

Alternatively, completed applications can be emailed to [enrolments@wandw.ac.nz](mailto:enrolments@wandw.ac.nz) or dropped into:

Enrolments, Whitireia New Zealand 3 Wi Neera Drive, Porirua

For international applicants - please email your completed application to [international-admissions@wandw.ac.nz](mailto:international-admissions@wandw.ac.nz)

## Related study options

Postgraduate Certificate in Primary Health Care Specialty Nursing

Postgraduate Certificate in Nursing

**Supplementary application form**



**Referee report Form**



Disclaimer: The information contained in this document is correct at the time of print. Whitireia and WelTec | Te Pūkenga reserves the right to cancel or postpone any of the programmes, and shall not be liable for any claim other than the proportion of programme fees that the cancelled portion bears. Some programmes may be dependent upon formal approval from NZQA (New Zealand Qualifications Authority), TEC (Tertiary Education Commission) funding allocation, and the number of enrolments. As part of the NZQA targeted review of all Level 1-6 New Zealand qualifications, there may still be changes to some programmes starting in 2024. Fees, programmes, entry and selection criteria, and dates, are subject to change. Please check the relevant programme pages at [whitireiaweltec.ac.nz](http://whitireiaweltec.ac.nz) for up-to-date information and full entry regulations before applying to enrol. Information regarding English language requirements is available on each course page at [whitireiaweltec.ac.nz](http://whitireiaweltec.ac.nz).