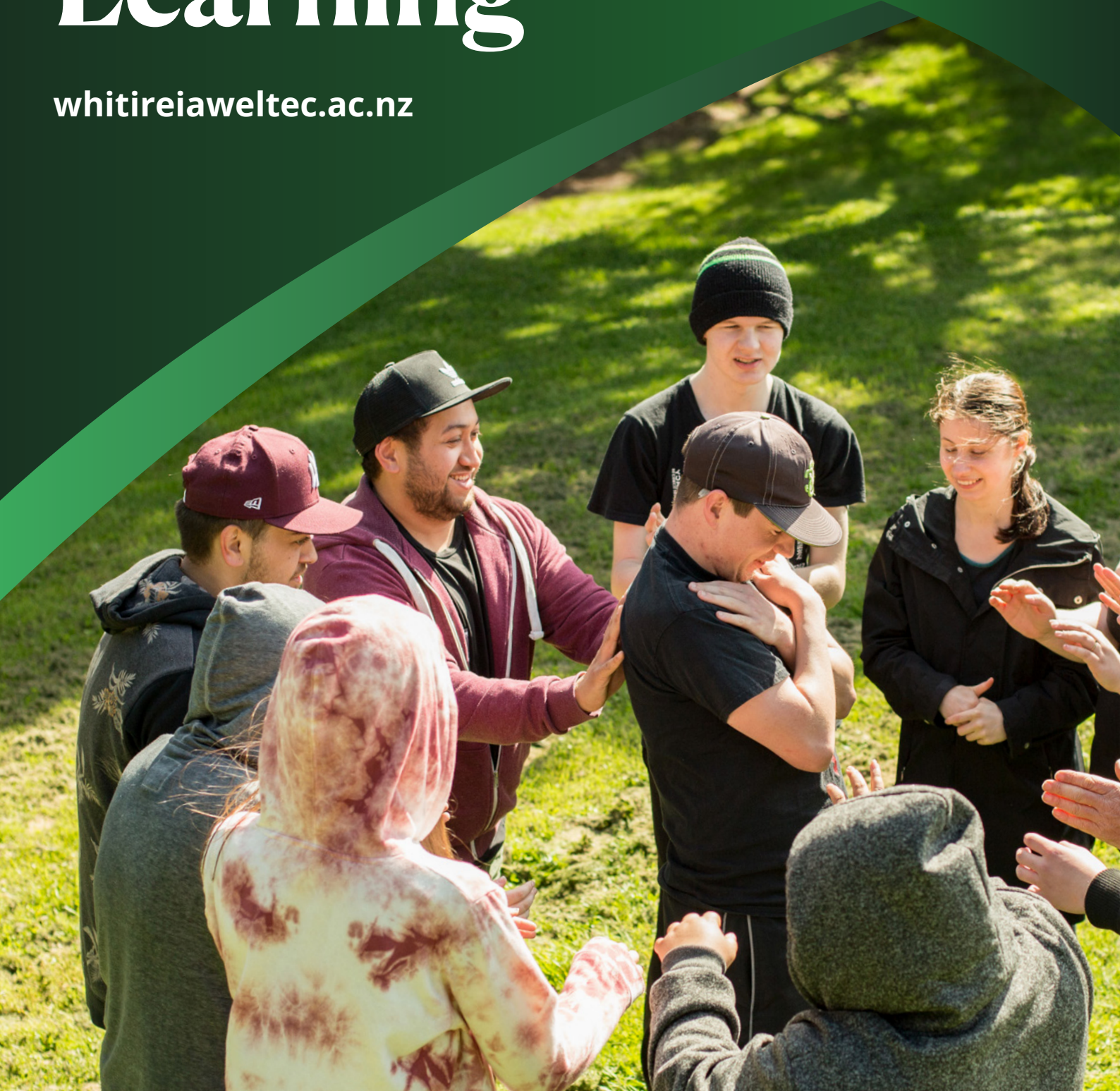


Supported Learning

whitireiaweltec.ac.nz



Expo helping disabled school leavers find opportunities hosted at Whitireia and WelTec | Te Pūkenga's Porirua campus

The What's Outside the Box? Expo, aimed at helping disabled school leavers explore their opportunities after high school, was held at Whitireia and WelTec's Porirua campus in March.

Just three years ago, the expo had only 100 visitors. This year, there were more than 40 organisations and over 500 people in attendance.

The expo featured dance performances, karate demonstrations, films by local disabled actors, sports and games, products made by disabled creators, food and beverages, and free transport to and from was supplied by Metlink.

Samuel Cripps, tutor for the New Zealand Certificate in Skills for Living for Supported Learners at Whitireia and WelTec, represented the programme at the event, sharing information about it and the opportunities it creates for students. "It was an amazing event. It was incredible to see so many types of organisations present, from all over the Wellington Region."

Organisations in attendance offered a range of services including transition, employment, recreation, transport and education.

"It's so good to have a one-stop-shop for the disability community to be able come in, grab information, and chat to people face-to-face."






The event is organised by a small group of volunteers in Wellington, including Cam Fraser, a teacher at Mana College in Porirua, who hopes to grow the expo, and eventually hold it annually.

For the organisations involved, the expo also served as an opportunity to come together. They were invited to head to the campus an hour before the expo started to mingle, reconnect, and make new connections within the community.

"Whitireia campus is a great venue. It has wheelchair access, and spaces to host a range of different activities including a movie room for kids that needed time out, a sensory room, and outdoor performances and displays. It was a real showcase for the disability community."

Head to the What's Outside the Box? website to find out more about the expo and keep an eye out for the next one.

New Zealand Certificate in Skills for Learning and Working for Supported Learners (Level 1)

 Level 1
 17 weeks, full-time (part-time available)
 17 Feb 2025 (Petone)
 FREE
 TBC

Gain the skills to become more independent, improve your communication and plan for your future. This programme allows students to come together to develop work-ready skills, while focusing on tailored individual development.

Programme Outline

This programme further develops the skills learnt in the New Zealand Certificate in Supported Learning programme. Students will also develop work ready skills, further study skills, additional daily life tasks, as well as learning to become more independent.

The NZCSLW programme is based at the Petone campus and runs four days a week (Monday, Tuesday, Thursday, and Friday) for 19 weeks including a two week holiday break. During the programme students will participate in a work placement. The programme includes the following three courses:

More detail about this qualification

Preparing for Work or Further Study

This course develops knowledge and skills to enable students to enter employment in the community or to undertake further study.

Skills for Work or Further Study

This course develops knowledge and skills to allow students to secure and maintain employment in the community or to undertake further study.

Pathways

This course develops knowledge and skills to plan a pathway for work, further study and independent

living.

Entry requirements

There are no academic requirements for this programme.

Applicants must be aged 18 years or over at commencement of the programme.

Consent to a police vet check or safety check as required for the purpose of work-based learning placements.

Applicants are required to attend an interview with tutors to identify their strengths and needs and ensure that the programme provides an appropriate pathway. The applicant may be supported by whanau and/or other nominated support people. As part of the interview the following may be discussed:

- The literacy / numeracy, computer, and language skills of the applicant. Applicant will be asked to fill in a brief form to determine capabilities.
- Any specific learning or behavioural needs of the applicant that may impact on engagement in the programme.
- The level of independence the applicant has related to engagement in daily activities and self-care.

Where it is identified that the programme may not provide an appropriate pathway to meet the applicant's needs, alternative pathways will be discussed.

** International fees shown here do not include insurance and administration (currently approximately \$924 per year of study)*

Contact the Supported Learning team

Sam Cripps, Samuel.cripps@weltec.ac.nz or 027 543 3120

Joel Hirsh, joel.hirsh@weltec.ac.nz

Disclaimer: The information contained in this document is correct at the time of print. Whitireia and WelTec | Te Pūkenga reserves the right to cancel or postpone any of the programmes, and shall not be liable for any claim other than the proportion of programme fees that the cancelled portion bears. Some programmes may be dependent upon formal approval from NZQA (New Zealand Qualifications Authority), TEC (Tertiary Education Commission) funding allocation, and the number of enrolments. As part of the NZQA targeted review of all Level 1-6 New Zealand qualifications, there may still be changes to some programmes starting in 2024. Fees, programmes, entry and selection criteria, and dates, are subject to change. Please check the relevant programme pages at whitireiaweltec.ac.nz for up-to-date information and full entry regulations before applying to enrol. Information regarding English language requirements is available on each course page at whitireiaweltec.ac.nz.