

Supported Learning

whitireiaweltec.ac.nz



Expo helping disabled school leavers find opportunities hosted at Whitireia and WelTec | Te Pūkenga's Porirua campus

The What's Outside the Box? Expo, aimed at helping disabled school leavers explore their opportunities after high school, was held at Whitireia and WelTec's Porirua campus in March.

Just three years ago, the expo had only 100 visitors. This year, there were more than 40 organisations and over 500 people in attendance.

The expo featured dance performances, karate demonstrations, films by local disabled actors, sports and games, products made by disabled creators, food and beverages, and free transport to and from was supplied by Metlink.

Samuel Cripps, tutor for the New Zealand Certificate in Skills for Living for Supported Learners at Whitireia and WelTec, represented the programme at the event, sharing information about it and the opportunities it creates for students. "It was an amazing event. It was incredible to see so many types of organisations present, from all over the Wellington Region."

Organisations in attendance offered a range of services including transition, employment, recreation, transport and education.

"It's so good to have a one-stop-shop for the disability community to be able come in, grab information, and chat to people face-to-face."





"Whitireia campus is a great venue. It has wheelchair access, and spaces to host a range of different activities including a movie room for kids that needed time out, a sensory room, and outdoor performances and displays. It was a real showcase for the disability community."

Head to the What's Outside the Box? website to find out more about the expo and keep an eye out for the next one.

The event is organised by a small group of volunteers in Wellington, including Cam Fraser, a teacher at Mana College in Porirua, who hopes to grow the expo, and eventually hold it annually.

For the organisations involved, the expo also served as an opportunity to come together. They were invited to head to the campus an hour before the expo started to mingle, reconnect, and make new connections within the community.

New Zealand Certificate in Skills for Living for Supported Learners (Level 1)

 Level 1
 1 year, full-time
 FREE
 TBC

Gain the skills to become more independent, improve your communication and plan for your future. This programme allows students to come together to learn life skills, while focusing on tailored individual development.

Programme outline

This programme is designed for people with an intellectual/learning disability who require specialised support to develop the skills and knowledge to maximise their potential. To gain increased confidence to meet their aspirations, support their life and work goals, so as to participate and contribute as a productive citizen of Aotearoa New Zealand.

The programme is based at the Petone campus and runs four days a week (Monday, Tuesday, Thursday and Friday) for 40 weeks, including six weeks of holidays. The programme includes a mix of classroom teaching and activities outside the classroom to enhance learning.

Each week students have a community participation outing. These outings are linked to classroom topics and are designed to introduce students to various community facilities.

The programme also features weekly Adventure Based Learning trips which are used to develop team work, enhance problem solving skills and to challenge the students.

More detail about this qualification

This programme offers the following four courses

Managing everyday living

Students will develop the knowledge and skills to be able to manage daily living, set goals and participate in the community.

Health and wellness

Students will develop knowledge and skills to manage and maintain their health and wellness. Skills will be developed to enable the students to have a safe home environment and to be able to access support within the community.

Developing communication

This course develops the knowledge and skills to assist effective communication with others, give and receive information and solve everyday problems.

Responsible citizenship

This course develops knowledge and skills so students will be responsible citizens, participate in their community, understand their own culture and have a basic understanding of Tikanga Māori.

Entry requirements

Applicants are required to attend an interview with tutors to identify their strengths and needs and ensure that the programme provides an appropriate pathway. The applicant may be supported by whānau and/or other nominated support people. The following points will be considered.

- The applicant's literacy, numeracy, computer and language skills. The applicant will be asked to fill in a brief form to determine capabilities.
- The applicant's learning or behavioural needs which might impact on programme engagement
- The applicant's level of independence in terms of engagement in daily activities and self-care
- The applicant must be aged 18 years or over at commencement of the programme.

Special entry

An applicant who does not meet all entry requirements may be granted entry where the Head of School is satisfied the applicant is capable of undertaking the programme.

** International fees shown here do not include insurance and administration (currently approximately \$924 per year of study)*

Contact the Supported Learning team

Kim Eastergaard. kim.eastergaard@weltec.ac.nz or 027 356 9920

Disclaimer: The information contained in this document is correct at the time of print. Whitireia and WelTec | Te Pūkenga reserves the right to cancel or postpone any of the programmes, and shall not be liable for any claim other than the proportion of programme fees that the cancelled portion bears. Some programmes may be dependent upon formal approval from NZQA (New Zealand Qualifications Authority), TEC (Tertiary Education Commission) funding allocation, and the number of enrolments. As part of the NZQA targeted review of all Level 1-6 New Zealand qualifications, there may still be changes to some programmes starting in 2024. Fees, programmes, entry and selection criteria, and dates, are subject to change. Please check the relevant programme pages at whitireiaweltec.ac.nz for up-to-date information and full entry regulations before applying to enrol. Information regarding English language requirements is available on each course page at whitireiaweltec.ac.nz.

