

# Māori Nursing

[whitireiaweltec.ac.nz](http://whitireiaweltec.ac.nz)





'My only regret would be that I didn't do Māori nursing earlier.'

# Lizzy



Māori Nursing



Public Health Nurse

Growing up in one of the lowest socioeconomic areas in the Hutt Valley, every day Lizzy saw Māori miss out on healthcare.

It wasn't until her daughter decided to study nursing did she follow her footsteps and enrol herself, and to this day, Lizzy says it's "the best decision I've ever made."


Studying the Bachelor of Nursing Māori felt like a unique opportunity; the programme allowed Lizzy to learn in an environment conducive to who she is culturally. It provided a pathway to speak up for her people and get them the healthcare they deserve.

Lizzy studied alongside people from all walks of life. Sharing experiences whilst all working towards the same goal made it feel like a big whānau, saying "The people I studied with are the same people who I work with in the community, and together we are navigating and resolving inequities for our people."




Now a public Health Nurse at Work and Income, Lizzy's specialised role is one of only three in Aotearoa. She is proud to work with case managers and the Ministry of Social Development to help improve their client's access to and experience with healthcare.

To anyone considering studying Maori Nursing, Lizzy says "I don't care how old you are, or what you're doing, go be a nurse. And not just a nurse that is Māori, but a Māori nurse."

To read Lizzy's full story, follow the QR code below.



# Bachelor of Nursing Māori

	Level 7
	3 years, full-time
	\$7,400 per year (indicative for 2023 intake)

Nau mai Haere mai ki te Kuratini O Whitireia. The Bachelor Nursing Māori programme is kaupapa Māori orientated to support your learner journey to become a registered nurse with the Nursing Council New Zealand. Your learner journey traverses Te Ao Māori and Te Ao Tapuhi (Nursing). By the end of your three years of study and having passed the Nursing Council State Examination, you have demonstrated to your whānau, hapū, Iwi to the public that you are competent culturally and clinically able to practice as a Registered Nurse both at home and overseas.

## Programme outline

For over thirty years nursing has been a major programme at Whitireia. During this time, Whitireia has developed a reputation for producing work-ready graduates who are highly regarded by industry.

Whitireia offers applicants the choice of three Bachelor of Nursing Degrees, all of which are approved by the New Zealand Qualifications Authority and meet the Nursing Council of New Zealand's requirements for registration. These are the Bachelor of Nursing, Bachelor of Nursing Māori and Bachelor of Nursing Pacific.

All are three-year full-time programmes and offer a combination of theory i.e. classroom-based sessions at our Porirua campus and supported clinical experience, which is practical/hands-on work completed in a variety of community and hospital settings.

## More detail about this qualification

### Courses

There are five tenets (principles) that provide the philosophical foundation (kaupapa) for the curriculum framework Te Pae Mahutonga. These tenets are Kaitiakitanga, Manaakitanga, Pūkengatanga, Rangātiratanga and

Whānaungātanga.

The values of Whitireia are the starting point for articulating the meaning of each tenet. The collective Māori ways of knowing also apply, and whilst they are not made explicit, it is an integral part of the approach taken to manage the practices and behaviours of all involved, both internally and externally to the programme, for example working closely with whānau where extra support is required.

### Ngā pou o te whare - Year one

In the first year of the degree students connect with their own whakapapa and gain insight into their own identity and belonging within their own whānau, hapū, iwi, community of Aotearoa. The focus of student learning throughout year one is around the development and application of nursing skills and knowledge in primary health care settings, with particular reference to infants, children and their families, older adults and people with a disability.

### Ngā heke o te whare - Year two

During the second year, students develop enhanced nursing practice capability, particularly in relation to providing nursing care for infants, children and their families in community settings. They enhance their knowledge of mental health, mental illness and the health issues for people with a disability and expand their nursing assessment and intervention skills. By the end of the second year, students are able to demonstrate that they can safely nurse in predictable and non-complex situations with minimal supervision.

### Te Tāhūhū o te whare - Year three

In the final year, Tapuhi demonstrates that they are successfully transitioning from their student role into the role of Tapuhi/beginning practitioner and are able to confidently move between Māori communities and the world of mainstream health care services in ways that adds value to both. In the second semester, students have an extended period of clinical practice to prepare for Nursing Council State Final Examinations and registered nurse practice.

### Teaching and learning

Theory hours at Whitireia are usually 9.00am-4.00pm during theory weeks. The programmes each have a different non-teaching day. A variety of teaching processes are used in the programme including lectures, tutorials, learning

Disclaimer: The information contained in this document is correct at the time of print. Whitireia and WelTec | Te Pūkenga reserves the right to cancel or postpone any of the programmes, and shall not be liable for any claim other than the proportion of programme fees that the cancelled portion bears. Some programmes may be dependent upon formal approval from NZQA (New Zealand Qualifications Authority), TEC (Tertiary Education Commission) funding allocation, and the number of enrolments. As part of the NZQA targeted review of all Level 1-6 New Zealand qualifications, there may still be changes to some programmes starting in 2024. Fees, programmes, entry and selection criteria, and dates, are subject to change. Please check the relevant programme pages at [whitireiaweltec.ac.nz](http://whitireiaweltec.ac.nz) for up-to-date information and full entry regulations before applying to enrol. Information regarding English language requirements is available on each course page at [whitireiaweltec.ac.nz](http://whitireiaweltec.ac.nz).



packages, workshops, student presentations, online learning and practical sessions in the simulation suites where 'hands-on' skills are learnt and practiced. If there are no timetabled classes, students are expected to utilise this time working in study teams or on independent study. Students will also be required to complete independent study and work on assignments during weekends and term breaks.

The Bachelor of Nursing Māori is delivered by blended learning i.e., face to face and online learning. This means some of your lessons may be delivered via Moodle (our online learning platform), which will require you to have a computer and internet access at home. Students will also need to be able to work from home should Covid-19 Alert Levels change.

## **Clinical**

To gain a Bachelor of Nursing Degree, students must complete a minimum of 1,100 hours of clinical experience (praxis). We are proud of the excellent working partnerships we have with our clinical providers, which include both the Hutt Valley and Capital & Coast District Health Boards and private, iwi and community organisations. Their assistance enables us to provide students with a variety of high-quality clinical placements, which allows students to experience the range of opportunities available as a registered nurse.

In year 1, students learn clinical skills in our simulation suites (which are set up like hospital wards), as well as attending off-site clinical experiences in rest homes and the community.

In years 2 & 3, students will have 14–16 clinical weeks each year; these are divided into blocks of between 3–9 weeks. Please note these clinical weeks may include weekends. Hours during clinical blocks will vary according to the clinical placement, i.e. hospital shifts can include mornings 7:00am–3:30pm, afternoons 2:45–11:15pm and overnight.

## **Career options**

### **Outcomes**

Our Bachelor of Nursing qualifications enable graduates to work as a beginning staff nurse in all areas where registered nurses are employed, both nationally and internationally.

Nurses are present across the entire spectrum of health-service delivery and, with over 40,000 registered; they are the largest part of the professional health workforce. The most common image of the nurse is in a hospital ward or general practice but, in reality, nurses are found in much wider range of health and disability services settings.

There is a nurse at work in child-health services, residential-care facilities, mental-health services, community services, marae, independent-nurse clinics, public-health services, occupational health and safety, the defence forces, sexual-health services, ACC case management, prisons, policy development and implementation, health-service management, education and research – as well as in many other settings.

### **Becoming a registered nurse**

Students who successfully complete a Bachelor of Nursing programme are required to sit the Nursing Council of New Zealand State Final Examinations. When these examinations are passed, the student applies to Nursing Council for registration as a Registered Nurse.

### **Future opportunities**

On becoming a registered nurse, most graduates apply for new graduate programmes, which are run by Health New Zealand. Many graduates will also go on to complete postgraduate studies in nursing specialties i.e. Mental Health Nursing, Hospice Palliative Care and Primary Health Care. Some graduates will travel overseas, where a Bachelor of Nursing Degree from New Zealand is internationally recognised.

## **Entry requirements**

Applicants must meet both the academic and suitability entry requirements.

### **Academic entry requirements**

Whitireia degree academic entry requirements (i.e. University Entrance) or equivalent.

Evidence of equivalence may include successful completion of high school studies overseas or recent tertiary study at Level 4, with a "B" average, and/or relevant work experience (paid or unpaid); application considered on a case-by-case basis with entry granted at the discretion of the Head of School.

### **Interview/Evidence of suitability**

The interview determines the applicant's preparedness for study, their ability to meet the Health Practitioners Competence Assurance Act 2003 (if applicable) and any registration board requirements in terms of being fit for registration. Applicants must be able to demonstrate the following qualities:

- effective interpersonal communication skills
- understanding of, and capability to, work in the professional health and social service sector
- commitment and motivation to succeed

Disclaimer: The information contained in this document is correct at the time of print. Whitireia and WelTec | Te Pūkenga reserves the right to cancel or postpone any of the programmes, and shall not be liable for any claim other than the proportion of programme fees that the cancelled portion bears. Some programmes may be dependent upon formal approval from NZQA (New Zealand Qualifications Authority), TEC (Tertiary Education Commission) funding allocation, and the number of enrolments. As part of the NZQA targeted review of all Level 1-6 New Zealand qualifications, there may still be changes to some programmes starting in 2024. Fees, programmes, entry and selection criteria, and dates, are subject to change. Please check the relevant programme pages at [whitireiaweltec.ac.nz](http://whitireiaweltec.ac.nz) for up-to-date information and full entry regulations before applying to enrol. Information regarding English language requirements is available on each course page at [whitireiaweltec.ac.nz](http://whitireiaweltec.ac.nz).

## Safety check

The Children's Act (2014) requires all students, who may work with children during the course of their study, to be safety checked. Safety checking includes reference checking, work history, identity check, police vet and an overall assessment of the applicant's safety to work with children.

## Health screening / Covid

Government vaccine mandates finished on Monday 26 September 2022, however most placement providers will want to see evidence that you are vaccinated against COVID-19 before they allow any placements to proceed. Placements are an integral part of our health programmes, and you'll need to complete these to be able to successfully achieve your qualification, and ākonga (students) need to complete these practical elements of a qualification to be successful. We cannot guarantee a clinical placement without this evidence, as per our clinical placement agreements with clinical providers. Therefore, all applicants to the Bachelor of Nursing Māori will need to provide a copy of their vaccination status on application. If there are any questions or concerns relating to this, please email [tewanangamaori@wandw.ac.nz](mailto:tewanangamaori@wandw.ac.nz) in the first instance and one of our team will be in contact.

## I'm unsure I meet the entry requirements

If you are unsure whether you meet the entry requirements, you should still apply. For some applicants we may recommend completion of some FREE [Tūāpapa study modules](#) prior to the start of the programme, which will build on your current skills and experiences to support your academic achievement.

## Credit recognition

If you have relevant skills and knowledge through study or experiences in work or other activities, you may be able to receive credit for them when enrolling in a programme of study. This is done through a process called [credit recognition](#).

## Course-related costs

- Health screening: \$250 (must be completed prior to programme start)
- Medical equipment: \$120 (must be ordered prior to programme start)
- Uniform: \$200 (must be ordered prior to programme start)
- Vaccinations (if required by clinical placement): Costs will vary depending on vaccination required i.e. flu, whooping cough

- Stationary: \$200
- Clinical Travel Costs: These will vary depending on where you live and where your placements are\*

\*Confirmed 2023 costs and instructions of how to arrange vaccinations, order uniform etc. will be available on the [School of Health Moodle](#) link in November.

## How to apply

Applicants should apply by doing the following:

1. Apply online through the Bachelor of Nursing Māori programme page
2. Before you start your online application you will need the following documentation available to upload when requested

- Completed [supplementary application form](#) for health and social services
- [Referee report\\*](#)
- Verified ID
- Verified official transcripts

\*Give the referee report to someone who is willing to be your referee. Ask them to complete the forms and return them to you (so you can upload with your application).

Alternatively, completed applications can be emailed to [enrolments@wandw.ac.nz](mailto:enrolments@wandw.ac.nz) or dropped into:

Enrolments, Whitireia New Zealand 3 Wi Neera Drive, Porirua

## Related study options

[Postgraduate Certificate in Primary Health Care Specialty Nursing](#)

[Postgraduate Certificate in Nursing](#)

### Supplementary application form



### Referee report Form

